



Rev. 3:8

OPEN DOOR MISSION

transforming lives through


RECOVERY HEALING LEARNING

IMPACT

REPORT

A YEAR OF ACCOMPLISHMENTS

DOORWAY 2018




TOTAL MEALS SERVED

95,784




122 DOORWAY
VOLUNTEERS

1,080 DOORWAY
VOLUNTEER HOURS



FITNESS HOURS:

374



SUBSTANCE ABUSE
EDUCATION HOURS

1,997



SPIRITUAL
EDUCATION HOURS

957



LIFE SKILLS
EDUCATION HOURS

363




DOORWAY RECOVERY
PROGRAM HOURS 2018

3,691




**GOLD CARDS ISSUED
(MEDICAL SERVICES)**

221




CCC SERVICES

37



**SERVICES
FOR MEN**

432



**MEN ENTERED
PROGRAM**

218



**90% OF GRADUATES EMPLOYED
WITHIN 30 DAYS OF
GRADUATION**

VOLUNTEERS

FOOD SERVICES/SPECIAL EVENTS


3,840 VOLUNTEERS

15,672 VOLUNTEER HOURS

EDUCATION



**CAREER DEVELOPMENT
STUDENTS
65**



**EDUCATION STUDENTS
SERVED
451**



**EDUCATION & CAREER
VOLUNTEER HOURS**

992



**GETTING AHEAD IN A JUST
GETTING BY WORLD
ENROLLEES
24**



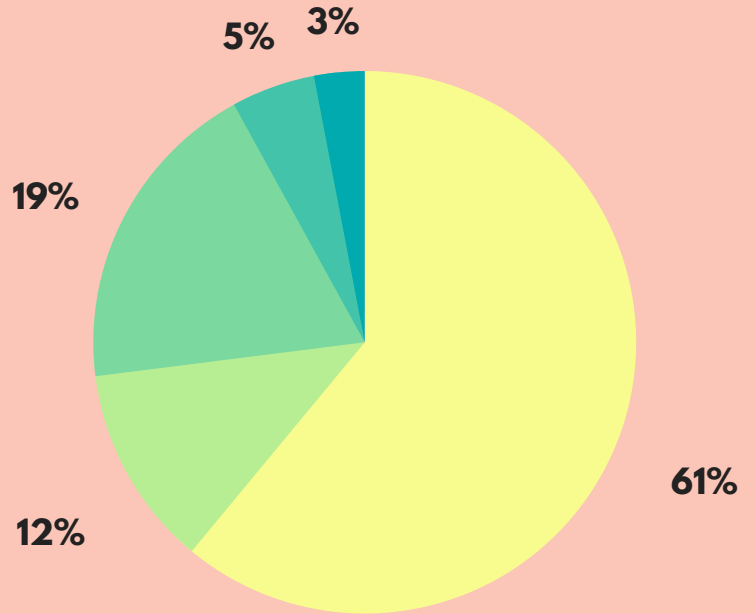
The WorkFaith Connection
**GRADUATES
41**

2018 FINANCIALS

REVENUE

2,456,884

- CONTRIBUTIONS
- IN - KIND
- CONTRIBUTIONS
- ANNUAL GALA
- PROGRAM SERVICE FEES
- OTHER INCOME



EXPENSES

2,546,619

- REHABILITATION
- PROGRAMS
- FUNDRAISING
- MANAGEMENT AND
- GENERAL

